

General Settings tab

Overview

Use this tab to select the home file gallery, the comment settings for file galleries and if rankings/comments are used or not for file galleries.

Related Topics

- [File Gallery](#)

To Access

From the [File Gallery Admin](#) page, click the **General Settings** tab.

Option

[File gallery](#)

Description

Storage of files of various formats to display or download,
check-out (lock) capability

Default

Enabled

Option

Home file gallery (main file gallery)

Description

Storage

Preserve filenames

Description

Select the default file gallery

☰ File Galleries | Branding Graphics | colorbox | Documentation te
Example EPSG:4326 geoJSON boun | Example EPSG:4326 geoJSON
images | Example POI icons | exportet-structures-francais,c | Fonct
les Utilisateurs | H5P Content | Images for plugin Diagram | Images
the Documentation p | Images...

☰ Hide | Show as a column | Show in popup box | Both

Specify if uploaded files should be stored in the database

☰ Store in database | Store in directory

Preserve original filename instead assigning a hash as name

Default

Images for slideshows

Show in popup box

Store in database

Disabled

Option

Path to the directory to store file gallery files

Podcast directory

Rankings

File gallery comments

Display ZIP option in gallery

Description

Specify a directory on this server, for example: /var/www/ this directory not be web-accessible. PHP must be able to directory.

File system directory for storing podcast files

👉 *The server must be able to read/write the directory. Re*

Users can view the "œtop" or "œmost" downloaded

Users with permission may post threaded comments. The the bottom of the page.

Users can upload a .zip (archive file). Tiki will automatically add each file to the gallery..

Default

storage/fgal/

files/

Disabled

Disabled

Disabled

Option

Allow download limit per file

Prevent download if score becomes negative

Allow file duplicates

Use jQuery upload

Batch uploading

Description

If using Tiki Score system, users with a negative score can

Allow the same file to be uploaded more than once.

⋮ Never | Yes, even in the same gallery | Only in different galleries

Use the improved Tiki 15+ upload page

Direct import of local files into a file gallery. This method of
user can upload files via FTP to the target folder. It is highly
file directory as the file gallery storage when using this feature.

Default

Disabled

Disabled

Yes, even in the same gallery

Enabled

Disabled

Option

Path

Require file creator's name for anonymous uploads

Automatic deletion of old files

Deletion emails notification

Description

👉 *To enable and use directory batch loading, set up a web space (preferably outside the web space). Then upload files to the space via SCP, FTP, etc. The server must be able to read the directory listing from outside the web space.*

The user will have an option when uploading a file to specify if the file is deleted

⚠️ *A cron job must be set up in order to delete the files.*

Email addresses (comma-separated) to receive a copy of the log

Default

None

Disabled

Disabled

None

Option

Keep the same fileid for the latest version of a file

Store user files in a file gallery



Use file galleries for wiki attachments

Save files as drafts

File gallery configuration templates

Description

If the checkbox is checked, the file ID of the latest version. A link to the file will always link to the latest version. If not the file is assigned its own file ID, so a link to the file will be the file

 *Use the file gallery admin and the individual file gallery storage preferences.* 

Wiki attachments will be stored in the file gallery. This is the attachments starting Tiki 26+.

Allow saving of files as drafts



Default

Enabled

Disabled

Enabled

Disabled

Disabled

Option

Allow searching for existing files in the tracker files field

Set MIME type based on file suffix

Clean XML Always

Allow SVG file upload

Upload files from remote source

Domains

Description

Search files using the search index.

Sets the MIME type of an image file according to the file signature
detected as application/octet-stream 🧪

Sanitize XML based files such as SVG for all users.

Because SVG files may contain malicious code and compromise the application, we will not
specifically grant permission to upload SVG files..

Enable copying files to file galleries from a URL that will be

Allowed domains

👉 *One domain per line*

Default

Enabled

Disabled

Enabled

Disabled

Disabled

None

Option

Remote source refresh frequency limit

Display controls to attempt a file refresh

Validate uploaded file content

Redirect to file gallery

View or export office documents as PDF

Maximum width of file preview in pixels

Description

Minimum number of seconds to elapse between remote sync attempts to prevent flooding the server with requests.

👉 *Set to zero to disable refresh*

Let users trigger a refresh attempt from the remote host.

Do not trust user input and open the files to verify their contents.

If enabled, redirect all requests to images that were migrated from the image gallery to the corresponding file in the file gallery

If enabled allows to view documents without download or export of PDF files

The maximum value of width in pixels for the files preview

Default

3600 seconds

Disabled

Enabled

Disabled

Disabled

250

Option

Quota for all files and archives

Quota for each file gallery

Default quota for each new gallery

Description

The total size of files uploaded to all the file galleries or to be limited. The quota for a file gallery applies to that file galleries under it. When the limit is reached, no more files user will see an explanatory error message. An email can notifications feature.)

👉 *0 for unlimited*

A different quota can be defined for each file gallery.

👉 *0 for unlimited*

Default

0 megabytes

Disabled

0 megabytes

Option

Must match

Cannot match

ffmpeg path

ffprobe path

Description

A regular expression that must be matched to accept the filename (filename can only have a-z letters) For example, if you want uploads must have a wordprocessing file extension, you could use `.*.(odt|sxw|doc|dot|rtf|wpt|frm|wpd|txt|ODT|SXW|DOC|DOT)`

A regular expression that, if matched, causes the file to be rejected. For example, `.gif` rejects gif images. Note that the period must be escaped if a regular expression is being used. If you don't know anything about regular expressions, just leave the fields blank and all the files will be accepted.

Path to the location of the ffmpeg binary

Path to the location of the ffprobe binary

Default

None

None

/usr/bin/ffmpeg

/usr/bin/ffprobe

Option

unoconv path

unoconv timeout

unoconv port

ghostscript path

Alchemy Image library

Export diagram image on save

Use locally CasperJS to export images

Description

Path to the location of the unoconv binary.

The maximum amount of time for unoconv to execute.

unoconv running port.

Path to the location of the ghostscript binary.

Select either Image Magick or GD Graphics Library.

☰ Imagemagick | GD

If enabled, diagrams will be cached in PNG format when saved.

If enabled, diagrams can be exported using CasperJS.

Default

/usr/bin/unoconv

60 seconds

2002

/usr/bin/gs

Imagemagick

Enabled

Disabled

Option

Use draw.io public services to export images

Draw.io service endpoint

Use diagram compression by default

Use RecordRTC to screen record

Description

When exporting PDFs, if this setting is enabled, diagram is using Drawio's services if not in cache. This basically works

Configure the draw.io service endpoint to export the diagram

if this setting is enabled, diagram will use compression by

if this setting is enabled, will use RecordRTC to record the

Default

Disabled

<https://convert.diagrams.net/>

Enabled

Disabled

The jQuery Sortable Tables feature must be activated for the sort feature to work.

Option

File gallery

Description

Storage of files of various formats to display or download,
check-out (lock) capability

Default

Enabled

Option

Home file gallery (main file gallery)

Description

Storage

Preserve filenames

Description

Select the default file gallery

☰ File Galleries | Branding Graphics | colorbox | Documentation te
Example EPSG:4326 geoJSON boun | Example EPSG:4326 geoJSON
images | Example POI icons | exportet-structures-francais,c | Fonct
les Utilisateurs | H5P Content | Images for plugin Diagram | Images
the Documentation p | Images...

☰ Hide | Show as a column | Show in popup box | Both

Specify if uploaded files should be stored in the database

☰ Store in database | Store in directory

Preserve original filename instead assigning a hash as name

Default

Images for slideshows

Show in popup box

Store in database

Disabled

Option

Path to the directory to store file gallery files

Podcast directory

Rankings

File gallery comments

Display ZIP option in gallery

Description

Specify a directory on this server, for example: /var/www/ this directory not be web-accessible. PHP must be able to directory.

File system directory for storing podcast files

👉 *The server must be able to read/write the directory. Re*

Users can view the "œtop" or "œmost" downloaded

Users with permission may post threaded comments. The the bottom of the page.

Users can upload a .zip (archive file). Tiki will automatically add each file to the gallery..

Default

storage/fgal/

files/

Disabled

Disabled

Disabled

Option

Allow download limit per file

Prevent download if score becomes negative

Allow file duplicates

Use jQuery upload

Batch uploading

Description

If using Tiki Score system, users with a negative score can

Allow the same file to be uploaded more than once.

⋮ Never | Yes, even in the same gallery | Only in different galleries

Use the improved Tiki 15+ upload page

Direct import of local files into a file gallery. This method of
user can upload files via FTP to the target folder. It is highly
file directory as the file gallery storage when using this feature.

Default

Disabled

Disabled

Yes, even in the same gallery

Enabled

Disabled

Option


Path

Require file creator's name for anonymous uploads

Automatic deletion of old files

Deletion emails notification

Description

 *To enable and use directory batch loading, set up a web space (preferably outside the web space). Then upload files to the space via SCP, FTP, etc. The server must be able to read the directory listing from outside the web space.*

The user will have an option when uploading a file to specify if the file is deleted

 *A cron job must be set up in order to delete the files.*

Email addresses (comma-separated) to receive a copy of the log

Default

None

Disabled

Disabled

None

Option

Keep the same fileid for the latest version of a file

Store user files in a file gallery



Use file galleries for wiki attachments

Save files as drafts

File gallery configuration templates

Description

If the checkbox is checked, the file ID of the latest version. A link to the file will always link to the latest version. If not the file is assigned its own file ID, so a link to the file will be the file

 *Use the file gallery admin and the individual file gallery storage preferences.* 

Wiki attachments will be stored in the file gallery. This is the attachments starting Tiki 26+.

Allow saving of files as drafts



Default

Enabled

Disabled

Enabled

Disabled

Disabled

Option

Allow searching for existing files in the tracker files field

Set MIME type based on file suffix

Clean XML Always

Allow SVG file upload

Upload files from remote source

Domains

Description

Search files using the search index.

Sets the MIME type of an image file according to the file signature
detected as application/octet-stream 🧪

Sanitize XML based files such as SVG for all users.

Because SVG files may contain malicious code and compromise the application, we do not
specifically grant permission to upload SVG files..

Enable copying files to file galleries from a URL that will be

Allowed domains

👉 *One domain per line*

Default

Enabled

Disabled

Enabled

Disabled

Disabled

None

Option

Remote source refresh frequency limit

Display controls to attempt a file refresh

Validate uploaded file content

Redirect to file gallery

View or export office documents as PDF

Maximum width of file preview in pixels

Description

Minimum number of seconds to elapse between remote sync attempts to prevent flooding the server with requests.

👉 *Set to zero to disable refresh*

Let users trigger a refresh attempt from the remote host.

Do not trust user input and open the files to verify their contents.

If enabled, redirect all requests to images that were migrated from the image gallery to the corresponding file in the file gallery

If enabled allows to view documents without download or export of PDF files

The maximum value of width in pixels for the files preview

Default

3600 seconds

Disabled

Enabled

Disabled

Disabled

250

Option

Quota for all files and archives

Quota for each file gallery

Default quota for each new gallery

Description

The total size of files uploaded to all the file galleries or to be limited. The quota for a file gallery applies to that file galleries under it. When the limit is reached, no more files user will see an explanatory error message. An email can notifications feature.)

👉 *0 for unlimited*

A different quota can be defined for each file gallery.

👉 *0 for unlimited*

Default

0 megabytes

Disabled

0 megabytes

Option

Must match

Cannot match

ffmpeg path

ffprobe path

Description

A regular expression that must be matched to accept the filename (filename can only have a-z letters) For example, if you want uploads must have a wordprocessing file extension, you could use `.*.(odt|sxw|doc|dot|rtf|wpt|frm|wpd|txt|ODT|SXW|DOC|DOT)`

A regular expression that, if matched, causes the file to be rejected. For example, `.gif` rejects gif images. Note that the period must be escaped if a regular expression is being used. If you don't know anything about regular expressions, just leave the fields blank and all the files will be accepted.

Path to the location of the ffmpeg binary

Path to the location of the ffprobe binary

Default

None

None

/usr/bin/ffmpeg

/usr/bin/ffprobe

Option

unoconv path

unoconv timeout

unoconv port

ghostscript path

Alchemy Image library

Export diagram image on save

Use locally CasperJS to export images

Description

Path to the location of the unoconv binary.

The maximum amount of time for unoconv to execute.

unoconv running port.

Path to the location of the ghostscript binary.

Select either Image Magick or GD Graphics Library.

☰ Imagemagick | GD

If enabled, diagrams will be cached in PNG format when saved.

If enabled, diagrams can be exported using CasperJS.

Default

/usr/bin/unoconv

60 seconds

2002

/usr/bin/gs

Imagemagick

Enabled

Disabled

Option

Use draw.io public services to export images

Draw.io service endpoint

Use diagram compression by default

Use RecordRTC to screen record

Description

When exporting PDFs, if this setting is enabled, diagram is using Drawio's services if not in cache. This basically works

Configure the draw.io service endpoint to export the diagram

if this setting is enabled, diagram will use compression by

if this setting is enabled, will use RecordRTC to record the

Default

Disabled

<https://convert.diagrams.net/>

Enabled

Disabled

The jQuery Sortable Tables feature must be activated for the sort feature to work.

Option

File gallery

Description

Storage of files of various formats to display or download,
check-out (lock) capability

Default

Enabled

Option

Home file gallery (main file gallery)

Description

Storage

Preserve filenames

Path to the directory to store file gallery files

Description

Select the default file gallery

☰ No file gallery available (create one first)

☰ Hide | Show as a column | Show in popup box | Both

Specify if uploaded files should be stored in the database

☰ Store in database | Store in directory

Preserve original filename instead assigning a hash as name

Specify a directory on this server, for example: /var/www/
this directory not be web-accessible. PHP must be able to
directory.

Default

1

Show in popup box

Store in database

Disabled

storage/fgal/

Option

Podcast directory

Rankings

File gallery comments

Display ZIP option in gallery

Allow download limit per file

Prevent download if score becomes negative

Description

File system directory for storing podcast files

👉 *The server must be able to read/write the directory. Required*

Users can view the "œtop" or "œmost" downloaded

Users with permission may post threaded comments. The
the bottom of the page.

Users can upload a .zip (archive file). Tiki will automatically
add each file to the gallery..

If using Tiki Score system, users with a negative score can

Default

files/

Disabled

Disabled

Disabled

Disabled

Disabled

Option

Allow file duplicates

Use jQuery upload

Batch uploading

Path

Description

Allow the same file to be uploaded more than once.

☰ Never | Yes, even in the same gallery | Only in different galleries

Use the improved Tiki 15+ upload page

Direct import of local files into a file gallery. This method allows a user can upload files via FTP to the target folder. It is highly efficient as the file gallery storage when using this feature.

👉 *To enable and use directory batch loading, set up a web server (preferably outside the web space). Then upload files to the server via SCP, FTP, etc. The server must be able to read the directory contents outside the web space.*

Default

Yes, even in the same gallery

Enabled

Disabled

None

Option

Require file creator's name for anonymous uploads

Automatic deletion of old files

Deletion emails notification

Keep the same fileid for the latest version of a file

Description

The user will have an option when uploading a file to specify if the file is deleted

⚠ *A cron job must be set up in order to delete the files.*

Email addresses (comma-separated) to receive a copy of the file

If the checkbox is checked, the file ID of the latest version will be used

A link to the file will always link to the latest version. If not checked, the file is assigned its own file ID, so a link to the file will be to the specific file ID of the file

Default

Disabled

Disabled

None

Enabled

Option

Store user files in a file gallery

Use file galleries for wiki attachments

Save files as drafts



File gallery configuration templates

Allow searching for existing files in the tracker files field

Set MIME type based on file suffix

Clean XML Always

Description

 *Use the file gallery admin and the individual file gallery storage preferences.* 

Wiki attachments will be stored in the file gallery. 

Allow saving of files as drafts



Search files using the search index.

Sets the MIME type of an image file according to the file signature detected as application/octet-stream 

Sanitize XML based files such as SVG for all users.

Default

Disabled

Disabled

Disabled

Disabled

Enabled

Disabled

Enabled

Option

Allow SVG file upload

Upload files from remote source

Remote source refresh frequency limit

Display controls to attempt a file refresh

Validate uploaded file content

Redirect to file gallery

Description

Because SVG files may contain malicious code and compromise the security of the application, the application specifically grant permission to upload SVG files..

Enable copying files to file galleries from a URL that will be

Minimum number of seconds to elapse between remote source requests to prevent flooding the server with requests.

 *Set to zero to disable refresh*

Let users trigger a refresh attempt from the remote host.

Do not trust user input and open the files to verify their content

If enabled, redirect all requests to images that were migrated from the file gallery to the corresponding file in the file gallery

Default

Disabled

Disabled

3600 seconds

Disabled

Enabled

Disabled

Option

View or export office documents as PDF

Maximum width of file preview in pixels

Quota for all files and archives

Quota for each file gallery

Description

If enabled allows to view documents without download or PDF files

The maximum value of width in pixels for the files preview

The total size of files uploaded to all the file galleries or to be limited. The quota for a file gallery applies to that file galleries under it. When the limit is reached, no more files user will see an explanatory error message. An email can notifications feature.)

👉 *0 for unlimited*

A different quota can be defined for each file gallery.

Default

Disabled

250

0 megabytes

Disabled

Option

Default quota for each new gallery

Must match

Cannot match

ffmpeg path

Description

👉 0 for unlimited

A regular expression that must be matched to accept the filename (filename can only have a-z letters) For example, if you want uploads must have a wordprocessing file extension, you can use `.*.(odt|sxw|doc|dot|rtf|wpt|frm|wpd|txt|ODT|SXW|DOC|DOT)`

A regular expression that, if matched, causes the file to be rejected. `.gif` rejects gif images. Note that the period must be escaped if a regular expression is being used. If you don't know anything about regular expressions just leave the fields blank and all the files will be accepted.

Path to the location of the ffmpeg binary

Default

0 megabytes

None

None

/usr/bin/ffmpeg

Option

ffprobe path

unoconv path

unoconv timeout

unoconv port

ghostscript path

Alchemy Image library

Export diagram image on save

Use locally CasperJS to export images

Description

Path to the location of the ffprobe binary

Path to the location of the unoconv binary.

The maximum amount of time for unoconv to execute.

unoconv running port.

Path to the location of the ghostscript binary.

Select either Image Magick or GD Graphics Library.

☰ Imagemagick (Extension not loaded) | GD

If enabled, diagrams will be cached in PNG format when saved.

If enabled, diagrams can be exported using CasperJS.

Default

/usr/bin/ffprobe

/usr/bin/unoconv

60 seconds

2002

/usr/bin/gs

Imagemagick (Extension not ...

Enabled

Disabled

Option

Use draw.io public services to export images

Draw.io service endpoint

Use diagram compression by default

Use RecordRTC to screen record

Description

When exporting PDFs, if this setting is enabled, diagram is using Drawio's services if not in cache. This basically works

Configure the draw.io service endpoint to export the diagram

if this setting is enabled, diagram will use compression by

if this setting is enabled, will use RecordRTC to record the

Default

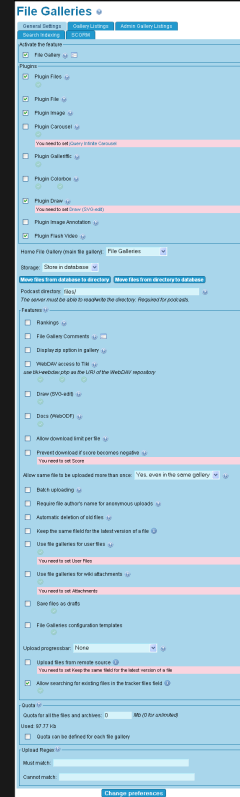
Disabled

<https://convert.diagrams.net/>

Enabled

Disabled

The jQuery Sortable Tables feature must be activated for the sort feature to work.



Tiki 18 Preferences Image

Option

File gallery

Home file gallery (main file gallery)

Description

Storage of files of various formats to display or download,
check-out (lock) capability

Select the default file gallery

☰ No file gallery available (create one first)

Default

Enabled

1

Option

Description

Storage

Path to the directory to store file gallery files

Podcast directory

Rankings

Description

☰ Hide | Show as a column | Show in popup box | Both

Specify if uploaded files should be stored in the database

☰ Store in database | Store in directory

Specify a directory on this server, for example: /var/www/
this directory not be web-accessible. PHP must be able to
directory.

File system directory for storing podcast files

👉 *The server must be able to read/write the directory. Re*

Users can view the “top” or “most” downloaded

Default

Show in popup box

Store in database

storage/fgal/

files/

Disabled

Option

File gallery comments

Display ZIP option in gallery

Allow download limit per file

Prevent download if score becomes negative

Allow file duplicates

Use jQuery upload

Description

Users with permission may post threaded comments. The the bottom of the page.

Users can upload a .zip (archive file). Tiki will automatically add each file to the gallery..

If using Tiki Score system, users with a negative score can

Allow the same file to be uploaded more than once.

☰ Never | Yes, even in the same gallery | Only in different gallerie

Use the improved Tiki 15+ upload page

Default

Disabled

Disabled

Disabled

Disabled

Yes, even in the same gallery

Enabled

Option

Batch uploading

Path

Require file creator's name for anonymous uploads

Description

Direct import of local files into a file gallery. This method of user can upload files via FTP to the target folder. It is highly efficient if the local file directory is the file gallery storage when using this feature.

👉 *To enable and use directory batch loading, set up a web server (preferably outside the web space). Then upload files to the server via SCP, FTP, etc. The server must be able to read the directory contents outside the web space.*

Default

Disabled

None

Disabled

Option

Automatic deletion of old files

Deletion emails notification

Keep the same fileid for the latest version of a file

Store user files in a file gallery

Description

The user will have an option when uploading a file to specify if the file is deleted

⚠️ *A cron job must be set up in order to delete the files.*

Email addresses (comma-separated) to receive a copy of the file

If the checkbox is checked, the file ID of the latest version will be used

A link to the file will always link to the latest version. If not checked, the file is assigned its own file ID, so a link to the file will be to the specific file ID of the file

👉 *Use the file gallery admin and the individual file gallery storage preferences.* 🧪

Default

Disabled

None

Enabled

Disabled

Option

Use file galleries for wiki attachments

Save files as drafts

File gallery configuration templates

Allow searching for existing files in the tracker files field

Set MIME type based on file suffix

Clean XML Always

Allow SVG file upload

Description

Wiki attachments will be stored in the file gallery. 🧪

Allow saving of files as drafts



Search files using the search index.

Sets the MIME type of an image file according to the file signature
detected as application/octet-stream 🧪

Sanitize XML based files such as SVG for all users.

Because SVG files may contain malicious code and compromise the system, we will not
specifically grant permission to upload SVG files..

Default

Disabled

Disabled

Disabled

Enabled

Disabled

Enabled

Disabled

Option

Upload files from remote source

Domains

Remote source refresh frequency limit

Display controls to attempt a file refresh

Validate uploaded file content

Redirect to file gallery

Description

Enable copying files to file galleries from a URL that will be

Allowed domains

👉 *One domain per line*

Minimum number of seconds to elapse between remote so
flooding the server with requests.

👉 *Set to zero to disable refresh*

Let users trigger a refresh attempt from the remote host.

Do not trust user input and open the files to verify their co

If enabled, redirect all requests to images that were migra
gallery to the corresponding file in the file gallery

Default

Disabled

None

3600 seconds

Disabled

Enabled

Disabled

Option

View or export office documents as PDF

Maximum width of file preview in pixels

Quota for all files and archives

Quota for each file gallery

Description

If enabled allows to view documents without download or PDF files

The maximum value of width in pixels for the files preview

The total size of files uploaded to all the file galleries or to be limited. The quota for a file gallery applies to that file galleries under it. When the limit is reached, no more files user will see an explanatory error message. An email can notifications feature.)

👉 *0 for unlimited*

A different quota can be defined for each file gallery.

Default

Disabled

250

0 megabytes

Disabled

Option

Default quota for each new gallery

Must match

Cannot match

ffmpeg path

Description

👉 0 for unlimited

A regular expression that must be matched to accept the filename (filename can only have a-z letters) For example, if you want uploads must have a wordprocessing file extension, you can use `.*.(odt|sxw|doc|dot|rtf|wpt|frm|wpd|txt|ODT|SXW|DOC|DOT)`

A regular expression that, if matched, causes the file to be rejected. `.gif` rejects gif images. Note that the period must be escaped in the regular expression is being used. If you don't know anything about regular expressions just leave the fields blank and all the files will be accepted.

Path to the location of the ffmpeg binary

Default

0 megabytes

None

None

/usr/bin/ffmpeg

Option

ffprobe path

unoconv path

unoconv timeout

unoconv port

ghostscript path

Alchemy Image library

Export diagram image on save

Use locally CasperJS to export images

Description

Path to the location of the ffprobe binary

Path to the location of the unoconv binary.

The maximum amount of time for unoconv to execute.

unoconv running port.

Path to the location of the ghostscript binary.

Select either Image Magick or GD Graphics Library.

☰ Imagemagick (Extension not loaded) | GD

If enabled, diagrams will be cached in PNG format when saved.

If enabled, diagrams can be exported using CasperJS.

Default

/usr/bin/ffprobe

/usr/bin/unoconv

60 seconds

2002

/usr/bin/gs

Imagemagick (Extension not ...

Enabled

Disabled

Option

Use draw.io public services to export images

Draw.io service endpoint

Description

When exporting PDFs, if this setting is enabled, diagram is using Drawio's services if not in cache. This basically works

Configure the draw.io service endpoint to export the diagram

Default

Disabled

<https://convert.diagrams.net/>

The jQuery Sortable Tables feature must be activated for the sort feature to work.

See also [File Storage](#)